

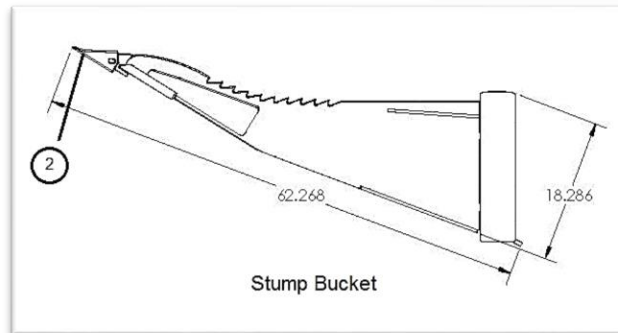
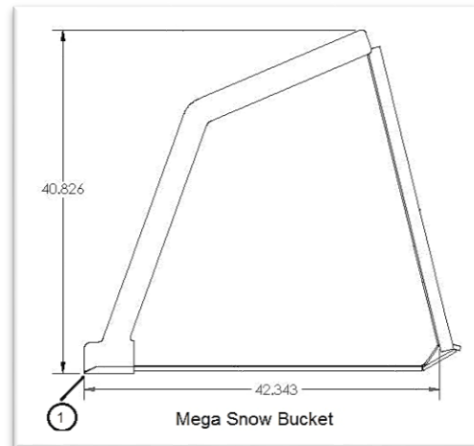
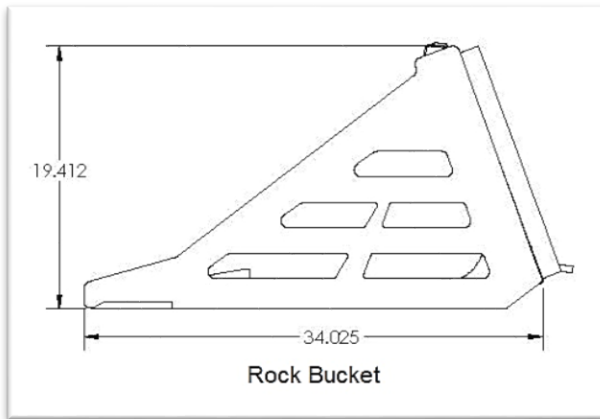
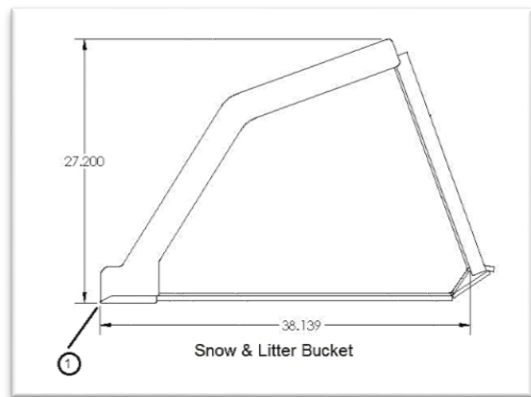
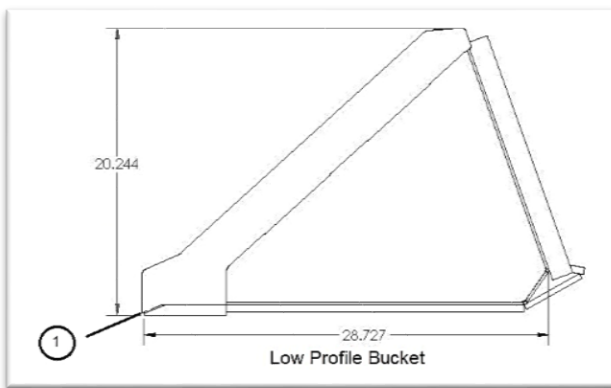
BUCKET PARTS

Introduction

All parts are illustrated in "exploded views" which show the individual parts in the normal relationship to each other. Reference numbers are used in the illustrations. These numbers correspond to those in the "Item No." column, and are followed by the description and quantity required.

The manufacturer reserves the right to change, modify, or eliminate from time to time, for technical or other reasons, certain or all data, specifications, or the product or products themselves, without any liability or obligation.

Bucket Assembly - Diagram A



Bucket Assembly - Parts List A

Item No.	Part Number	Description	Qty.
1	01428-01	Bolt on Edge (indicate bucket size)	1
	01428-02	Bolt on Edge Bolt Set (indicate bucket size)	1
	03801-01	Weld in Cutting Edge – Per Foot 1/2X4	*
	01403-01	Weld in Cutting Edge – Per Foot 1/2X6	*
	01401-01	Weld in Cutting Edge – Per Foot 3/4X6	*
	01407-01	Weld in Cutting Edge – Per Foot 1"X8"	*
2	01402-01	Large Tooth Assembly (tooth, pin, shank)	per each
	01402-02	Large Tooth Cap	per each
	01402-03	Large Tooth Pin	per each

* # of feet needed based on bucket size – indicate bucket size when ordering replacement